


Arc Fault Detection Device with



Bitesize Guide

Discover everything you need to know about our AFDD with ProTools diagnostic software in this bitesize guide.



:hager

Why Arc Fault Detection Devices?

Following the publication of Amendment 2 of the 18th Edition Wiring Regulation on 28th March 2022, the use of Arc Fault Detection Devices (AFDD) have been made mandatory use in certain types of installations.

Regulation 421.1.7 now states AFDD conforming to BS EN 62606 shall be provided for single-phase AC final circuits supplying socket-outlets with a rated current not exceeding 32 A in:

- Higher Risk Residential Buildings (HRRB)
- Houses in Multiple Occupation (HMO)
- Purpose-Built Student Accommodation (PBSA)
- Care homes

For all other premises, the use of AFDDs is recommended for single-phase AC final circuits supplying socket-outlets not exceeding 32 A.

In the notes of the 18th Edition there is guidance on the language used in BS 7671. There is also a table describing verbal forms which may be used and the verbal form for recommendation can be translated to “should”.



Download our 18th Edition Amendment 2 Bitesize Guide for more information on the new regulations and AFDD.

Arc Fault Detection Device with



Our next generation of single module wide AFDDs all come with advanced ProTools diagnostic software as standard.

**Changing
The Game**

ProTools

Exclusive to Hager AFDDs, ProTools provides the professional installer with advanced fault finding and rectification capabilities.



ProTools - On-Board Diagnostics

With the ability to identify 8 statuses, the on-board diagnostics within the device save time and effort in fault finding.



ProTools - Diagnostic Support

Access additional diagnostic support and guidance when on site via the Hager Pilot app on your mobile device.



ProTools - In Situ Software Upgrades

The ability to update software via Bluetooth connectivity as and when new electrical signatures are detected, eliminates the need to remove or replace the device in the future.



RCBO & MCB Configurations

Available in both RCBO and MCB single module configurations.



Backwards Compatibility

Save time on site and upgrade existing Hager MCB based installations to AFDD with minimal cost and disruption to you and your customers.




Hager Technical Support

Receive technical advice with device installation and fault finding from our Telford based team of technical experts that are on hand to support you.

ProTools On-board Diagnostics

Each AFDD benefits from best in class built-in diagnostics. Whether it be MCB or RCBO, our latest Arc Fault Detection Device can quickly identify 8 statuses, saving you time and effort on site conducting fault finding.

8 Diagnostic status displays



Our AFDD, with ProTools, does not need the circuit to be re-energised to be able to identify the cause of the fault and will leave the installation in a safe condition whilst the fault finding occurs.

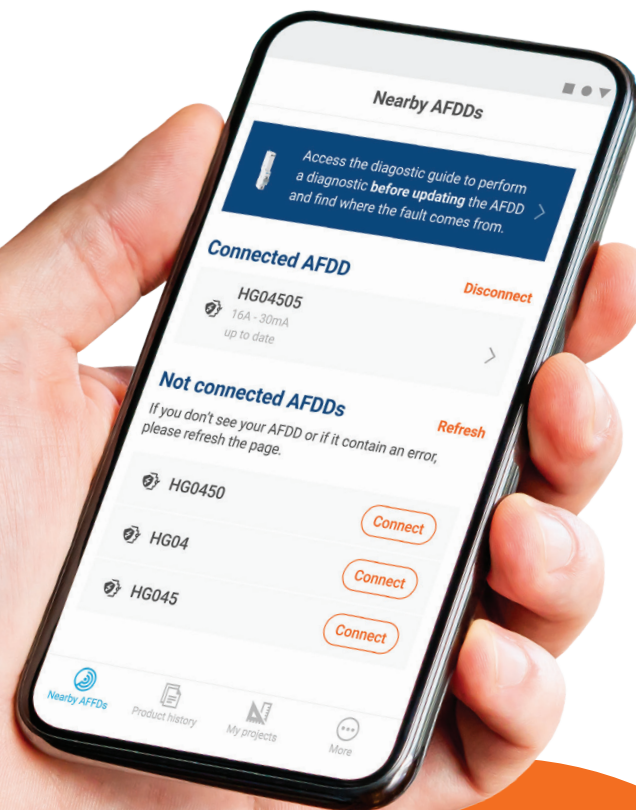
Once a circuit has tripped, the device identifies an unsafe situation either via the MCB/RCBO or AFDD functionality.



ProTools Diagnostic Support

Our AFDD with ProTools guarantees that you're getting that fit and forget assurance you've come to expect from our products.

In addition to the On-Board Diagnostics, the Hager Pilot app contains diagnostic guides providing a step-by-step approach to fault finding, ensuring that the professional electrician can quickly and easily identify the cause for any problems encountered.



Find out more about
AFDD and ProTools

ProTools

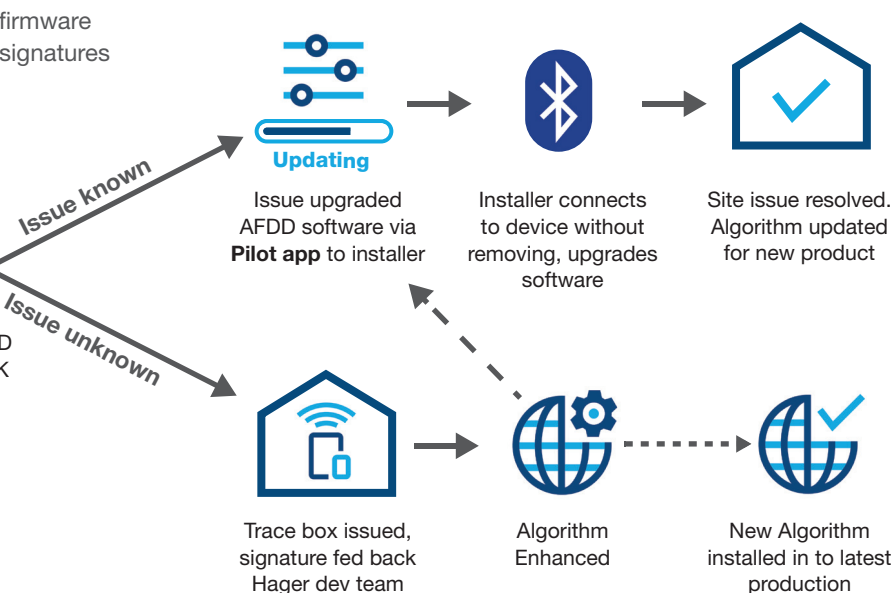
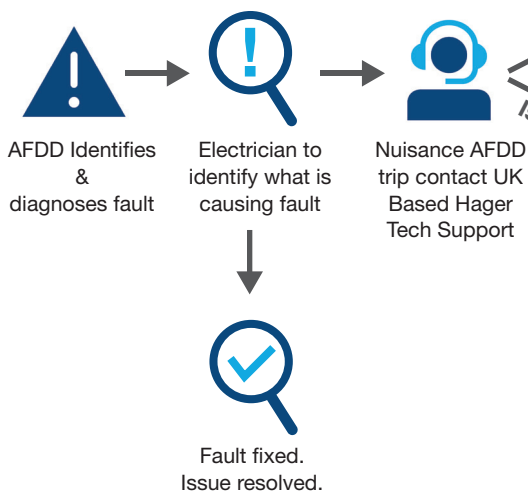
In Situ Software Upgrades

Exclusive to Hager ProTools, all our AFDDs come equipped with Bluetooth functionality to enable in situ software upgrades.

AFDDs operate using sophisticated algorithms which monitor the electronic signatures of devices energised on a circuit.

As technology evolves, new innovative electrical devices will enter the home and may have new and unique electrical signatures that can cause nuisance tripping of the device.

With In Situ Software Upgrades, the device firmware can be updated to recognise new electrical signatures eliminating the need to replace the device.



Perform software updates to the device via Bluetooth technology as and when new electrical signatures are detected.

With ProTools, you are able to ensure any potential future tripping is quickly and effectively resolved without the need to remove the device from the installation.

Simply obtain the latest software from us when required, via the Hager Pilot app, and visit site to the installation.

Undertake the steps to connect to the AFDD via Bluetooth and upgrade the installation, saving you time and effort.

How to test an AFDD

You don't need to specifically test the AFDD element as they have a self-test feature.

As per the requirements of the product standards, the AFDD must perform a daily self-test.

Our AFDD undertakes a self-test every hour and should a fault be identified, it will switch off the circuit and the LED status indicator will show that the self-test has failed.

AFDDs have a test button on them which doubles up as the RCD test button if it is a RCBO/AFDD.

In line with long standing regulations, this is required to be pressed once every 6 months where the device should trip and will simply be switched back on by the user.

We're here to support you

At Hager, our Telford-based technical team are on hand to answer your questions by phone, email and WhatsApp message.

Whether you need advice about fitting a Hager product or you're looking for the best solution for the problem at hand, contact the team.



01952 675675



technical@hager.co.uk



07778 161000

Whatsapp



Hager Ltd.

Hortonwood 50

Telford

Shropshire

TF1 7FT



01952 675675

[hager.com/uk](https://www.hager.com/uk)

sales@hager.co.uk

technical@hager.co.uk



WhatsApp Tech Support: 07778 161000

Join our social community



@Hager_uk



@HagerUK



Hager UK



@HagerukTV



@HagerUK